

Annual Event 2022 – Reaching new heights, together!

Whova guide for attendees

What is Whova?

The Interreg 2 Seas Programme has chosen Whova, which is an online platform that aims at improving the overall event experience for attendees.

Will I need to pay to use Whova?

You can download the Whova event app for free from the [App Store](#) and [Google Play](#) or use the free [web browser version](#)! All charges are covered by the Interreg 2 Seas Programme.

Why should I download Whova?

Whova provides many benefits. You are able to network like never before by being able to do such things as:

- Schedule virtual meetups (one-to-one appointments)
- Send messages to other attendees through the app
- Exchange contact information digitally through the app

You get all the information for the event in one convenient location including:

- Agenda for the event
- A list of all the attendees at the event, categorised per workshop
- The logistics of the event (practical information, venue map, etc.)

Click [here](#) to find a full list of benefits.

How can I start to Whova?

1. Download the event app:

Click [here for iOS devices](#) / Click [here for Android devices](#)

2. Sign in to Whova, using the same email address you used for event registration.

You will also be able to access the Whova web portal, open the following link in your internet browser: https://whova.com/portal/webapp/inter2_202209/

The web portal will allow access to all of the same features and benefits.

3. **Find the event** “Interreg 2 Seas annual event | Reaching new heights together”
4. Use the invitation code “interreg2seas” to **join the event**.
5. **Enjoy the app** and Watch the [guide video](#) to learn more about how to access the agenda and view your personal schedule, see who is attending the event, plan virtual meetups, join online community, learn more about the speakers, etc.



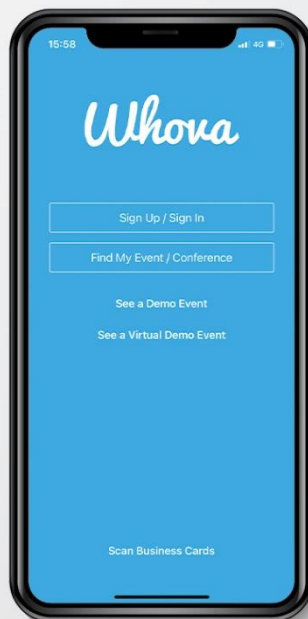
The screenshots on the following pages can also help you getting started.

STEP 1

Download the Whova event app

[here for iOS](#)

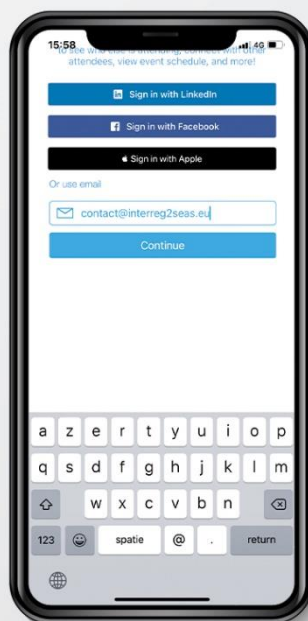
[here for Android](#)

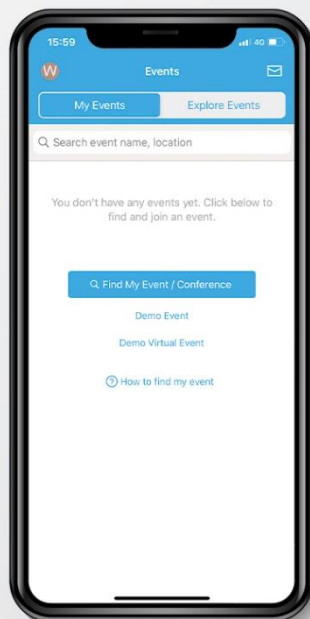


STEP 2

Sign Up / Sign In

Use the same email address you used for event registration!

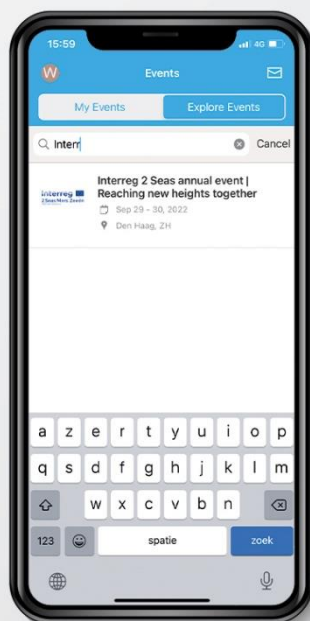


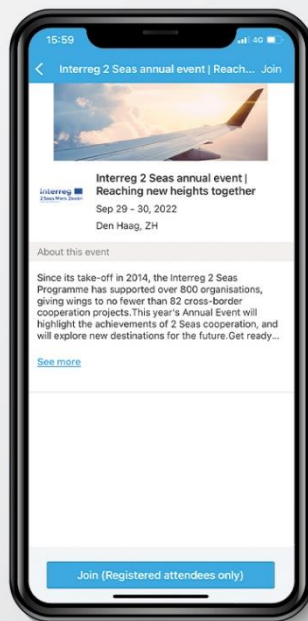


STEP 3

Find the event "Interreg 2 Seas annual event | Reaching new heights together"

You need to enter the name of the event under the tab "Explore Events"

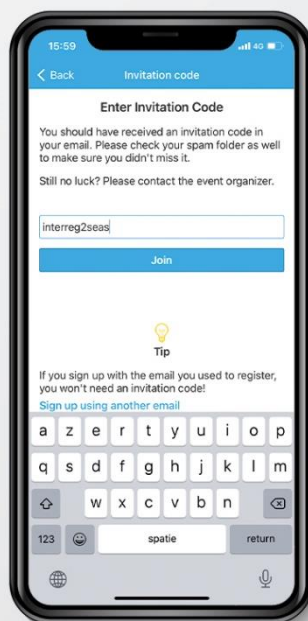




STEP 4

Click at the bottom of the page
"Join (Registered attendees only)"

You need to enter the invitation
code "interreg2seas" to be able to
join.



STEP 5

Enjoy the app

Watch the [Whova tutorial](#) and become a Whova expert. It will allow you to take full advantage of the annual event!

